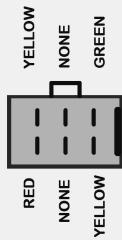
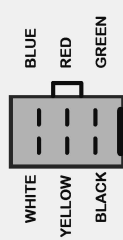


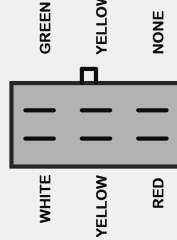
REGULATOR
MALE 6 PIN
LATCHED 2.8mm



ENGINE GEARS
MALE 6 PIN
LATCHED 2.8mm



ENGINE MAIN
MALE 6 PIN
LATCHED 6.3mm



CDI 3 PIN
FEMALE 3 PIN
LATCHED 2.8mm



CDI 4 PIN
FEMALE 4 PIN
LATCHED 2.8mm

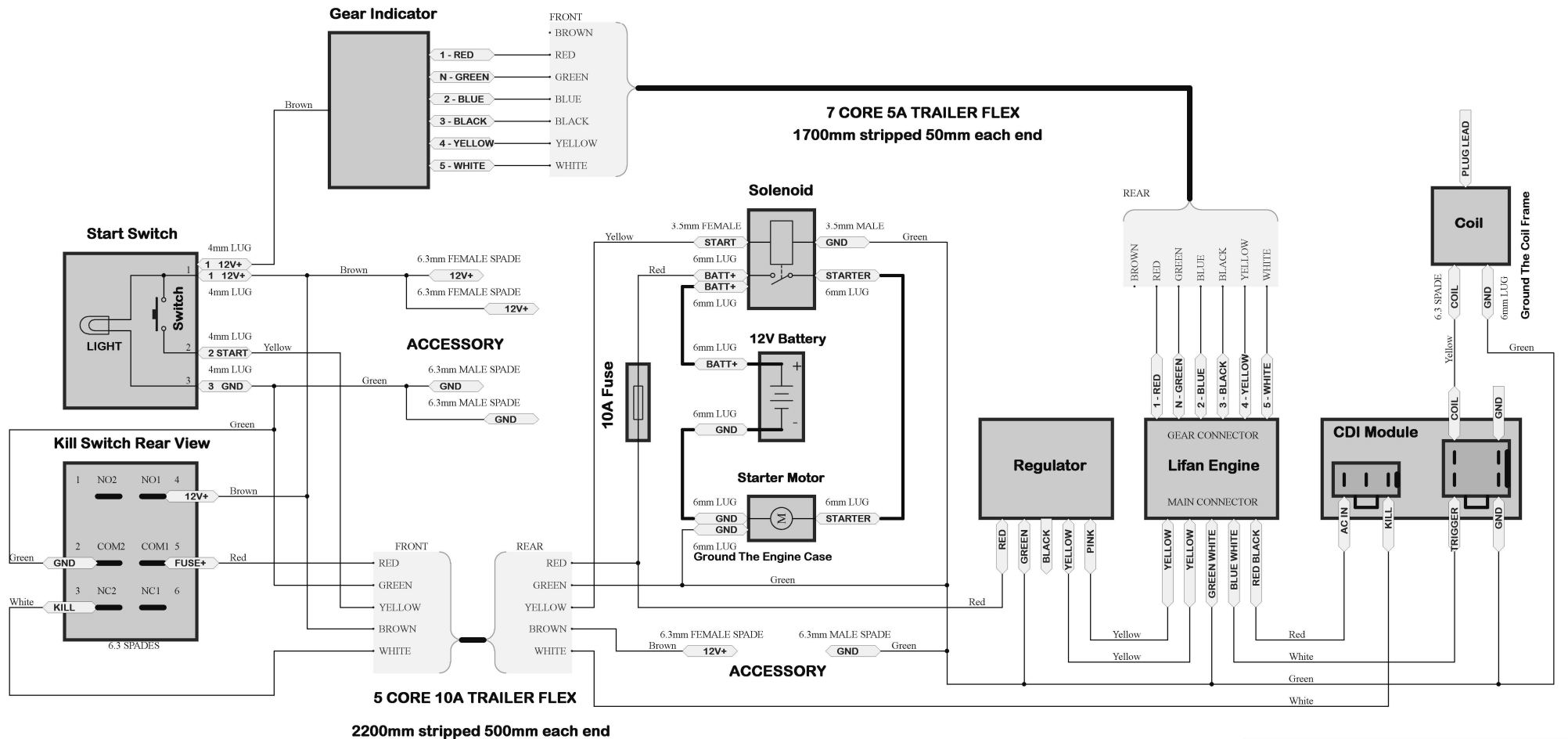


SOLENIOD 2 PIN
FEMALE 2 PIN
LATCHED 2.8mm



The CONNECTORS are shown from the REAR VIEW (WIRE SIDE) of the LOOM CONNECTORS.

KILL SWITCH DISABLES ALL DEVICES



LIFAN 163FML

Title		
LIFAN 163FML KART		
Size	Number	Revision
A3		
Date:	28/02/2020	Sheet of
File:	C:\Users\al.Lifan Wiring Schematic	Drawn By: